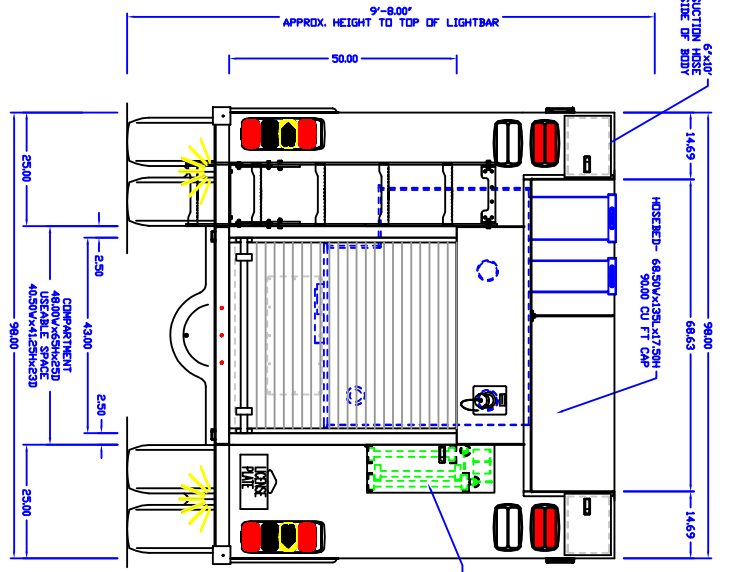
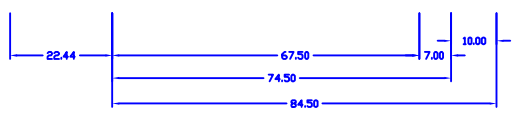
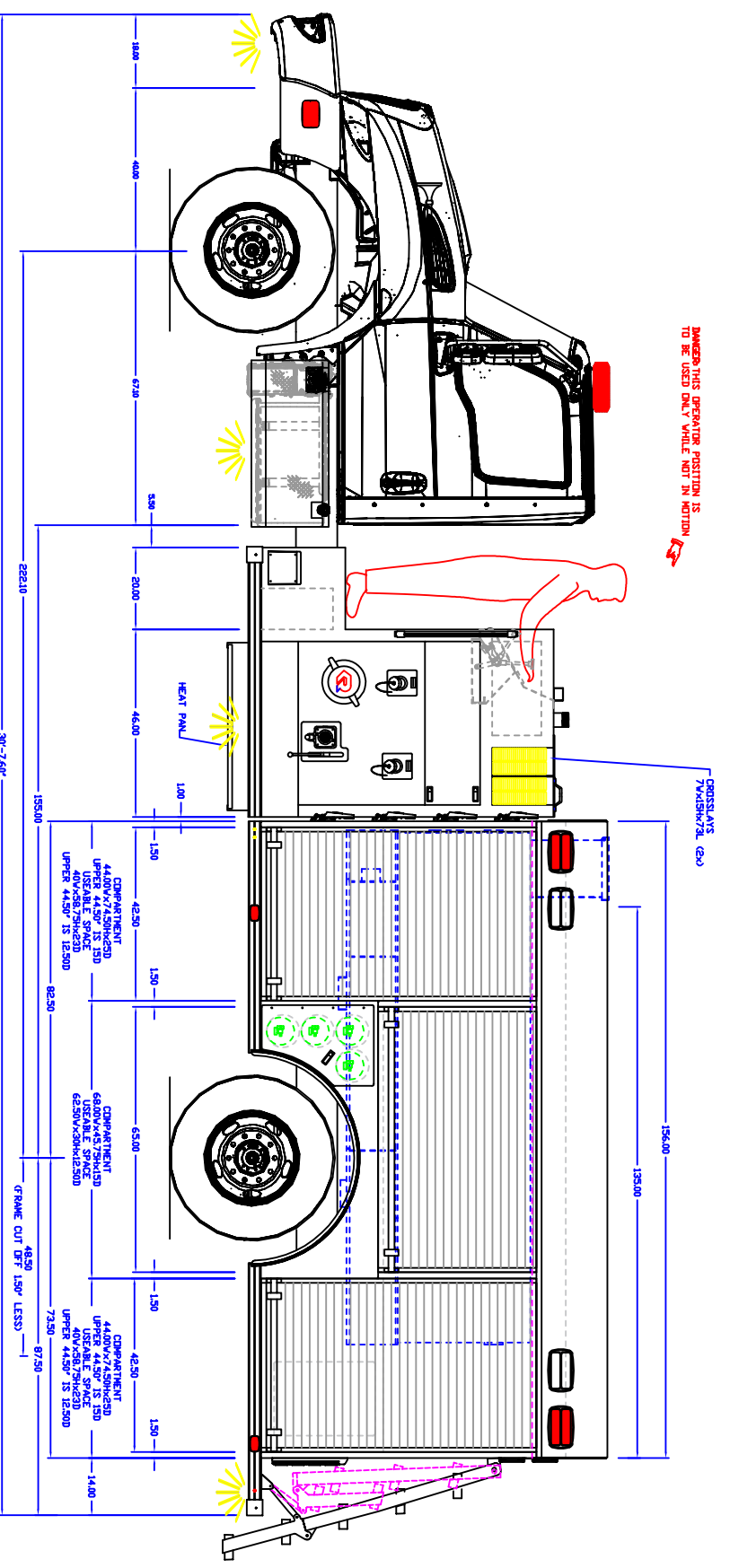
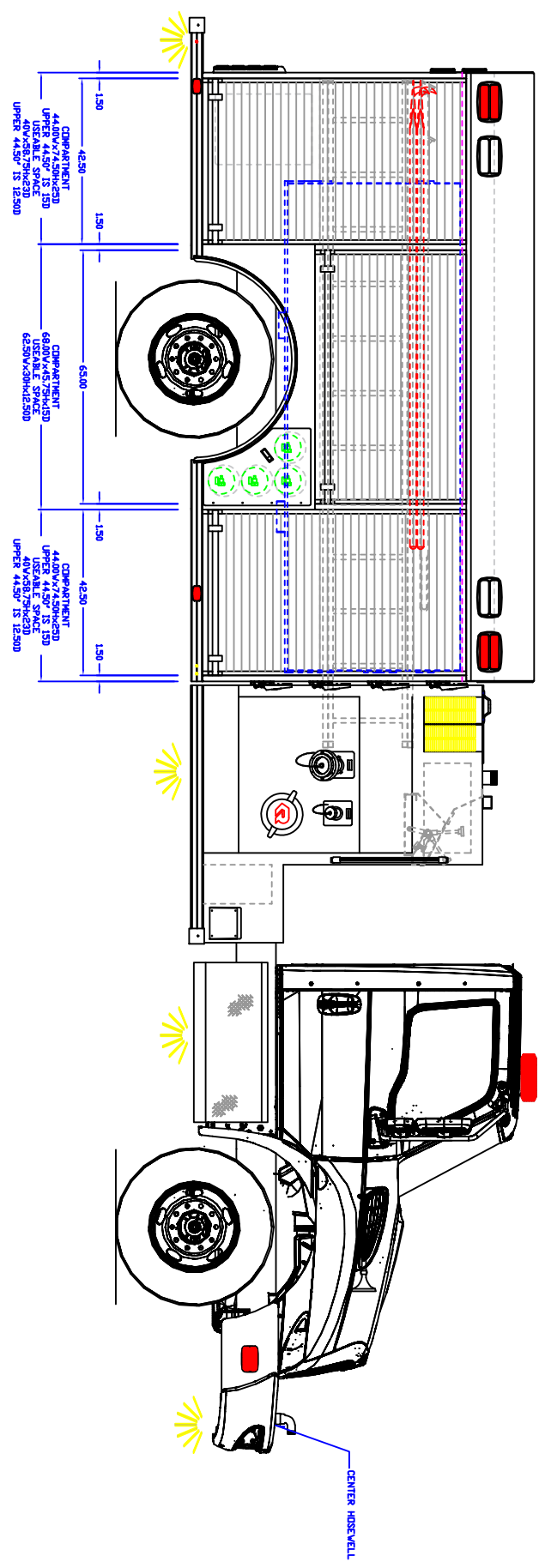


IMAGES THIS OPERATOR POSITION IS TO BE USED ONLY WHILE NOT IN MOTION



- NOTES:
1. OVERALL HEIGHT IS IN LOADED CONDITION. UNLOADED HEIGHTS MAY BE 4" ABOVE HEIGHTS SHOWN.
  2. DO NOT SCALE DRAWING.
  3. ALL DIMENSIONS ARE APPROXIMATE AND SUBJECT TO ENGINEERING CHANGES.
  4. DRAWING MAY OR MAY NOT SHOW ALL ITEMS AS DESCRIBED IN THE WRITTEN DETAIL SPECIFICATIONS.
  5. INCLUSION OF AN ITEM ON THE DRAWING DOES NOT CONSTITUTE INCLUSION OF THAT ITEM WITH THE FINAL DELIVERED UNIT.
  6. THE EFFECTIVE DOOR OPENINGS WILL BE APPROX. 2" LESS THAN THE NOTED COMPARTMENT OPENING FOR ROLL UP DOORS AND UP TO APPROX. 4" LESS FOR HINGED DOORS



INITIALS: -  
 JOB NUMBER: 18715  
 DATE: -

MAIN FILE: -  
 DEPT: -  
 DEALER: -

**PRODUCTION APPROVED**

REVISED: -	DATE: -
DRAWN: BVZ	DATE: 5/3/22
PROPRIETARY AND CONFIDENTIAL THE INFORMATION CONTAINED IN THIS DRAWING IS THE SOLE PROPERTY OF ROSENBAUER. ANY REPRODUCTION IN PART OR AS A WHOLE WITHOUT THE WRITTEN PERMISSION OF ROSENBAUER IS PROHIBITED.	
COMP INTERIOR:	SPATTER PAINT
MAXIMUM HEIGHT:	NONE
MAXIMUM LENGTH:	NONE
BODY WIDTH:	98"

**R-SERIES**

**1000 IH 2DR TM**

R-SERIES FXR 3/16"

ROSENBAUER

R-SERIES 1000 IH 2DR TM